

1

Vases from Vitra

Inspiration, tips, seasonal examples



vitra.



Whether used to decorate a party with friends, enhance a dining table or adorn a sideboard: flowers bring natural freshness to every home. We have some inspirational tips on how to embellish your home with colourful floral displays using the Vitra vase collection.

Vases Découpage	page 4
Herringbone Vessels	page 14
Nuage	page 24
Nuage Céramique	page 32

Vases Découpage

Ronan & Erwan Bouroullec, 2020





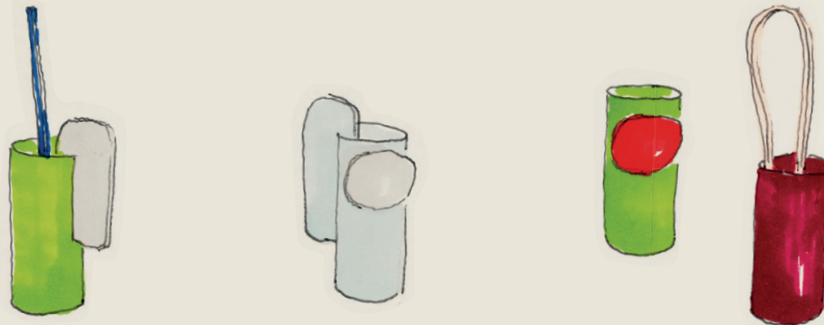
Marcel Design 2004 in Zusammenarbeit
SWISS DESIGN 2003
Redouté Most Beautiful Flowers



Vases Découpage

Ronan & Erwan Bouroullec, 2020

The Vases Découpage each consist of a cast cylindrical vessel combined with a set of abstract slabs and bars made of clay, which can be attached to or placed inside the vase. All of the elements have a distinctly handcrafted appearance and exist in a variety of colours – and together they create poetic compositions that look different from every angle: whimsical, ironic, unconventional, lively.



‘The arrangements form a fragile balance as contrasting colours and layers converge to yield a new harmony’, says Ronan Bouroullec. Without flowers they also resemble sculptures.

#vasesdecoupage



Single flowers

Beautiful flowers like tulips, gloriosa, lilies, strelitzia, hydrangeas or amaryllis complement the striking appearance of the vases.



One variety

With a bouquet consisting of just one variety of flower, the colour plays a major role. Colours that match the vase have a calming effect, while contrasting colours draw attention to the arrangement.



Florist's bouquet

Take the vase along to the florist. They will put together a bouquet that complements the clay disc and stem or will create a spherical bouquet that brings out the red colour of the disc.



Green arrangement

Green can also be flamboyant and eye-catching, such as a combination of green hues that showcases the different textures of leaves, twigs and grasses. The long tendrils of the asparagus plant are highly suitable for an arrangement featuring just one plant.



Dry flower arrangement

You can gather dried flowers, seed heads and grasses in your garden or from hedgerows in autumn and combine the beige, brown and grey shades and textures to create a long-lasting bouquet.



Twigs

Whether they are knotty and dry or blossoming with the joys of spring, twigs provide an excellent contrast to the discs, rods and bows. At Christmas you can combine a forked pine branch with the Vitra Girard Ornaments to create your own seasonal decoration.





Top: spring with tulips, twigs, asparagus and miniature ferns

Bottom left: sculpture

Bottom right: winter with corkscrew willow and orchids





Top left: sculpture

Top right: single strelitzia with leaves

Bottom: summer with sprigs of jasmine and clematis





Top: summer all year round with gloriosa
Bottom left: spring with clematis and buttercups
Bottom right: spring and summer with irises





Top left: winter with lilies, nightshade and amaryllis

Top right: spring and summer with matthiola, gerbera, calendula and grasses

Bottom: winter with twigs and Vitra Girard Ornaments



Herringbone Vessels

Raw-Edges, 2019





Herringbone Vessels

Raw-Edges, 2019

The Herringbone Vessels are created by repeatedly immersing ceramic bowls and vases in a coloured glaze. This process yields a pattern with an intrinsic logic, determined by the dipping angle as well as the shape and weight of the piece. As the dyeing process is performed entirely by hand, each bowl and vase in the Herringbone Collection is a unique object.

With heights of 24.5 and 31.5 cm, the Herringbone Collection vases are highly versatile and allow a great many different kinds of flower arrangements.

#herringbonevessels



Loosely arranged meadow flowers or a bouquet from the garden.



A bunch comprised of leaves, grasses and twigs to create a collage of varying shades of green and different textures.



Simply tell your florist how high the vase is and let them make a suitable bouquet for you.



Flowers like calla, strelitzia or hydrangeas – as single flowers or in small groups – have a subtle and elegant effect.



One flower variety – hanging or standing tall, depending on the plant.



An autumnal arrangement of seed heads and grasses for a long-lasting dry flower arrangement.



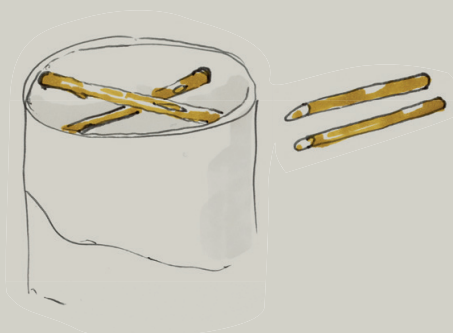
Form bunches of twigs with contrasting textures in winter and decorate them festively with Vitra Girard Ornaments.



Tip:

To hold a small number of flowers securely, you can insert small twigs crosswise in the vase or bend some thick wire into a loose bunch and place it in the vase.

A further option is to make a grid using transparent adhesive tape.



In addition to the conventional use of bowls and plates for fruit, biscuits, etc. they can be utilised together with floral foam or kenzans for floral table decorations.



A large flower, placed loosely in a bowl in an asymmetric arrangement.




Daffodils can be placed in a kenzan to easily form a miniature garden.



Twigs give your arrangements volume and height.



You can use a few leaves to cover the foam or the kenzan.



Arrange the flowers in levels, with the largest at the bottom to give your arrangement a structured look.



A rich mixture of small, delicate flowers creates a carpet of blossoms. Combine different structures and shapes.

Tip:

You can give individual flowers additional support by bending twigs into the bowl.

Floral foam helps you arrange flowers in vessels. Place it on the surface of the water, it will slowly sink down and become saturated with water in approximately one minute. Top up the foam with water from time to time.

Alternatively, you can use a kenzan and insert twigs, leaves and flowers as desired. Take inspiration from nature and create loose and light combinations. Fill the vessel with water up to the top edge of the kenzan.







Top: summer all year round with gloriosa

Bottom left: winter with twigs and Vitra Girard Ornaments, eucalyptus and bromeliads

Bottom right: summer with irises, clematis and a twig without leaves





Top left: summer and autumn with different shades of green

Top right: autumn with beech leaves and rose hip

Bottom: spring with birch twigs, tulips, anemones, buttercups and poppies






Top: autumn and winter with hydrangeas, sunflowers and miscanthus

Bottom left: spring with gentiana, anemones and twigs

Bottom right: spring and summer with matthiola, carnations, broom and green





Top left: winter with lilies, mimosa twigs and jasmine

Top right: summer greenery with ferns, leaves, grasses and asparagus tendrils

Bottom: winter with twigs and Vitra Girard Ornaments, amaryllis, eucalyptus, sea lavender and lysanthus



Nuage

Ronan & Erwan Bouroullec, 2016

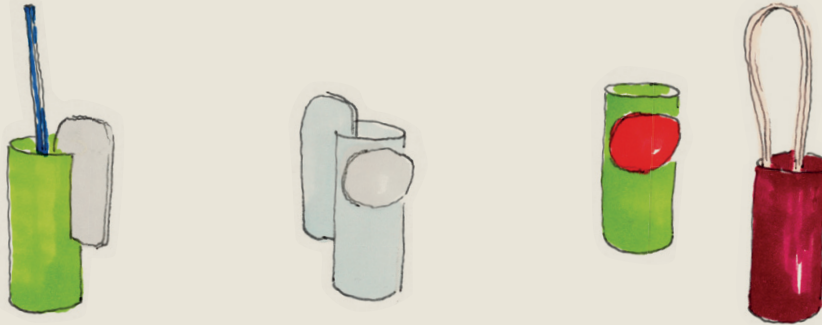




Vases Découpage

Ronan & Erwan Bouroullec, 2020

The Vases Découpage each consist of a cast cylindrical vessel combined with a set of abstract slabs and bars made of clay, which can be attached to or placed inside the vase. All of the elements have a distinctly handcrafted appearance and exist in a variety of colours – and together they create poetic compositions that look different from every angle: whimsical, ironic, unconventional, lively.



‘The arrangements form a fragile balance as contrasting colours and layers converge to yield a new harmony’, says Ronan Bouroullec. Without flowers they also resemble sculptures.

#vasesdecoupage



Single flowers

Beautiful flowers like tulips, gloriosa, lilies, strelitzia, hydrangeas or amaryllis complement the striking appearance of the vases.





Top: autumn and winter with grasses
Bottom left: summer all year round with gloriosa
Bottom right: spring with cherry blossoms and tulips





Top left: spring with calla, anemones, eucalyptus and grasses

Top right: spring with poppies

Bottom: spring or summer meadow flowers in Nuages





Top: spring and summer with gentiana, clematis and anemones

Bottom left: calla, buttercups, eucalyptus, twigs and grasses

Bottom right: spring-summer-autumn with different shades of green and structures





Top left: summer with lilies, carnations and clematis
Top right: autumn and winter with aruncus, fennel and sunflowers
Bottom: spring with buttercups and anemones



Nuage (céramique)

Ronan & Erwan Bouroullec, 2018

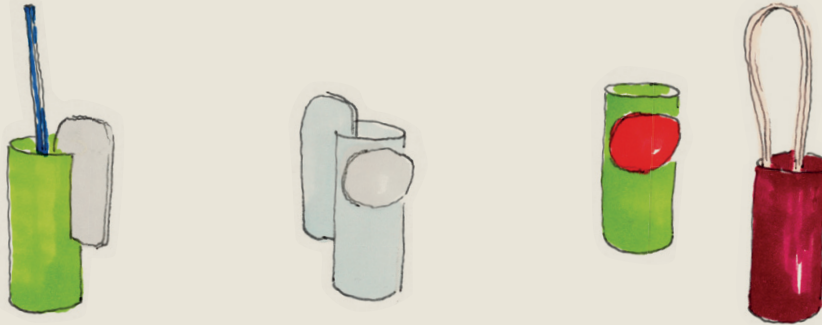




Vases Découpage

Ronan & Erwan Bouroullec, 2020

The Vases Découpage each consist of a cast cylindrical vessel combined with a set of abstract slabs and bars made of clay, which can be attached to or placed inside the vase. All of the elements have a distinctly handcrafted appearance and exist in a variety of colours – and together they create poetic compositions that look different from every angle: whimsical, ironic, unconventional, lively.



‘The arrangements form a fragile balance as contrasting colours and layers converge to yield a new harmony’, says Ronan Bouroullec. Without flowers they also resemble sculptures.

#vasesdecoupage



Single flowers

Beautiful flowers like tulips, gloriosa, lilies, strelitzia, hydrangeas or amaryllis complement the striking appearance of the vases.





Top: spring with tulips and corkscrew willow

Bottom left: spring and summer with buttercups, craspedia, hypericum and nerines

Bottom right: summer with irises, craspedia and birch twigs





Top left: spring with daffodils and chaenomeles

Top right: autumn and winter with typha, sunflowers and hydrangeas

Bottom: winter with small spruce trees with roots, twisted willow and Vitra Girard Ornaments, amaryllis and Eames House Bird





Show us your creative side: upload your flower arrangements with #Vitra vases. Simply mark your pictures with @vitra #Vitra and we will repost the best ones.